




## OWL CLASS TOPIC ACTIVITIES - UNDER THE SEA/ISLAND ADVENTURE

This term we are learning about 'Under the Sea' and 'Island Adventure'. We will be using a range of stories such as the Katie Morag series, The Rainbow Fish series, The Lighthouse Keeper stories and any picture books on an island, seaside or sea creature theme! Below are some suggested activities for you to do with your child to support their learning in this area. Please feel free to choose as many as you like and to come up with your own ideas!

|   |   |  |
|---|---|--|
| Learn the names of the 7 continents with this song:<br><a href="https://www.youtube.com/watch?v=K6DSMZ8b3LE">https://www.youtube.com/watch?v=K6DSMZ8b3LE</a>                      | Learn the names of the 5 oceans with this song:<br><a href="https://www.youtube.com/watch?v=X6BE4VcYngQ">https://www.youtube.com/watch?v=X6BE4VcYngQ</a>  | Find the continents and oceans of the world using Google Maps or an atlas you have at home.  |
| See if you can research how Islands are made. Are there different types of Islands? What makes an island, an island? Is the UK an island? Name the countries that make up the UK. | Watch <a href="https://www.youtube.com/watch?v=Ix6oyVgUDbc">https://www.youtube.com/watch?v=Ix6oyVgUDbc</a><br>Can you write about the features of the Island of Struay?  | Draw a map of High Littleton and a map of Katie Morag's island and compare the two. What is similar and what is different?   |
| Write a message in a bottle imagining you are stranded on an island of your choice.   | Make a papier mache globe and paint it to show the 7 continents and 5 oceans<br><a href="https://thecraftyclassroom.com/crafts/geology-crafts-for-kids/papier-mache-globe-craft/">https://thecraftyclassroom.com/crafts/geology-crafts-for-kids/papier-mache-globe-craft/</a> | Take a tour of the Island of Struay where Katie Morag lives<br><a href="https://www.youtube.com/watch?v=Ix6oyVgUDbc&amp;t=24s">https://www.youtube.com/watch?v=Ix6oyVgUDbc&amp;t=24s</a> |
| Design your own island. Research some images on Google. Paint or draw your own island picture.  | Katie Morag lives on an island in Scotland. Scotland is famous for a special pattern called tartan. Can you make your own tartan pattern?<br>   | Can you draw and label five different creatures that live under the sea? Choose your favourites. Can you find out one fact about each sea creature?                                      |
| Make a rock pool in your garden using a container, sea creatures, stones, shells.   | Making sandcastles using both wet and dry sand - what happens?<br>Make flags for your sandcastles!  | Investigating floating and sinking using outdoor water equipment.  |
| Read The Rainbow Fish or a similar story! Get your child to draw & re-write sentence  | Pretend you are on holiday! Why do we send postcards? Talk about  | Create your own under the sea picture or collage. Use any materials you have at home!  |

|  |  |   |
|--|--|---|
| of their favourite part of 'The Rainbow Fish'.   | the features of a postcard - a bright picture and front, short piece of writing and name and address on back. Make your own postcard!                      |   |
| Have fun with water! Make coloured water by adding a few drops of food colouring.  | Write a list of 10 things you would need if you were stranded on a desert island! Think carefully!   | Be an island adventurer! You could take a walk to a wood, a park or even around your garden, it's completely up to you. Pretend you are exploring an island! Things to think about:<br>What would you take? Would you take your own food? Do you think a map is a good thing to take with you? Would you take binoculars? |
| Make a list of ingredients to make your own disgusting sandwich! Mr Grinling make a mustard sandwich to stop the seagulls stealing his lunch! What would you put in your own disgusting sandwich? If you are brave - try a mustard sandwich! | Watch the story of The lighthouse keeper's Lunch:<br><a href="https://www.youtube.com/watch?v=j_XvnXWJEnk">https://www.youtube.com/watch?v=j_XvnXWJEnk</a> | Make your own lighthouse! You can use anything at home! You can use whatever you like to create you lighthouse, you could use cardboard kitchen/toilet roll, plastic cups, tubes or anything else you can think of!<br>                |
| Write a shopping list of ingredients you would need to make your favourite sandwich! Make your favourite sandwich!   | Make your own paper plate seagull!<br>                                   | Mr Grinling is a lighthouse keeper! Can you draw a picture of Mr Grinling wearing his special lighthouse keeper clothes? What would he wear to protect himself? Label your picture.   |