


Good afternoon Deer Class, it's Mr Yarlett here.

This term, we are starting a new computing topic called blogging. During this topic, we will investigate different features of a blog and you will start to plan and create your own blogs.



In today's lesson, we will be identifying the purpose of writing a blog and the features of successful blog writing. I would like you to work through this online document, completing all of the tasks, and reading my first Blog Post on Purple Mash. You can either print this document and write your answers in the space provided, or answer the questions in your home learning books.

The first task is for you to define what a blog is - try not to peek at my definition below.

1. First, record your own definition of a blog in the space below (if you are unsure, then try and make a sensible guess).

2. Secondly, use a dictionary or the internet to improve your definition, write an improved definition below.

3. Here is my example definition below.

Blogs are regularly updated websites and web pages. Usually written in an informal style, blogs contain 'blog posts' which can be used to document life events, give information about hobbies and interests or share knowledge on specific subjects.

What is a blog?

Blogs consist of a Blog Page and a Blog Post - it is important that you understand the difference.

A Blog Page is shown clearly in the image below, it includes a Blog Title and Blog Description; in the example below, you can see that the title of the page is 'Visiting Rome'.

A Blog Page can include a number of different Blog Posts which can be opened. Each Blog Post might discuss a different topic relating to the Blog Title, for example, 'The Colosseum'.



Mr Yarlett's Blog

I have created my own Blog Page and Post for you, which discusses different types of poems and their structure. I need you to examine the picture below and answer a few simple questions - use the image from the previous page to help you identify the features.




How Poems Can Brighten Up Your Day

A blog explaining why poems are important and how to create your own wonderful poetry booklet.

Archives

April 2020 (1)

Different Types of Poems



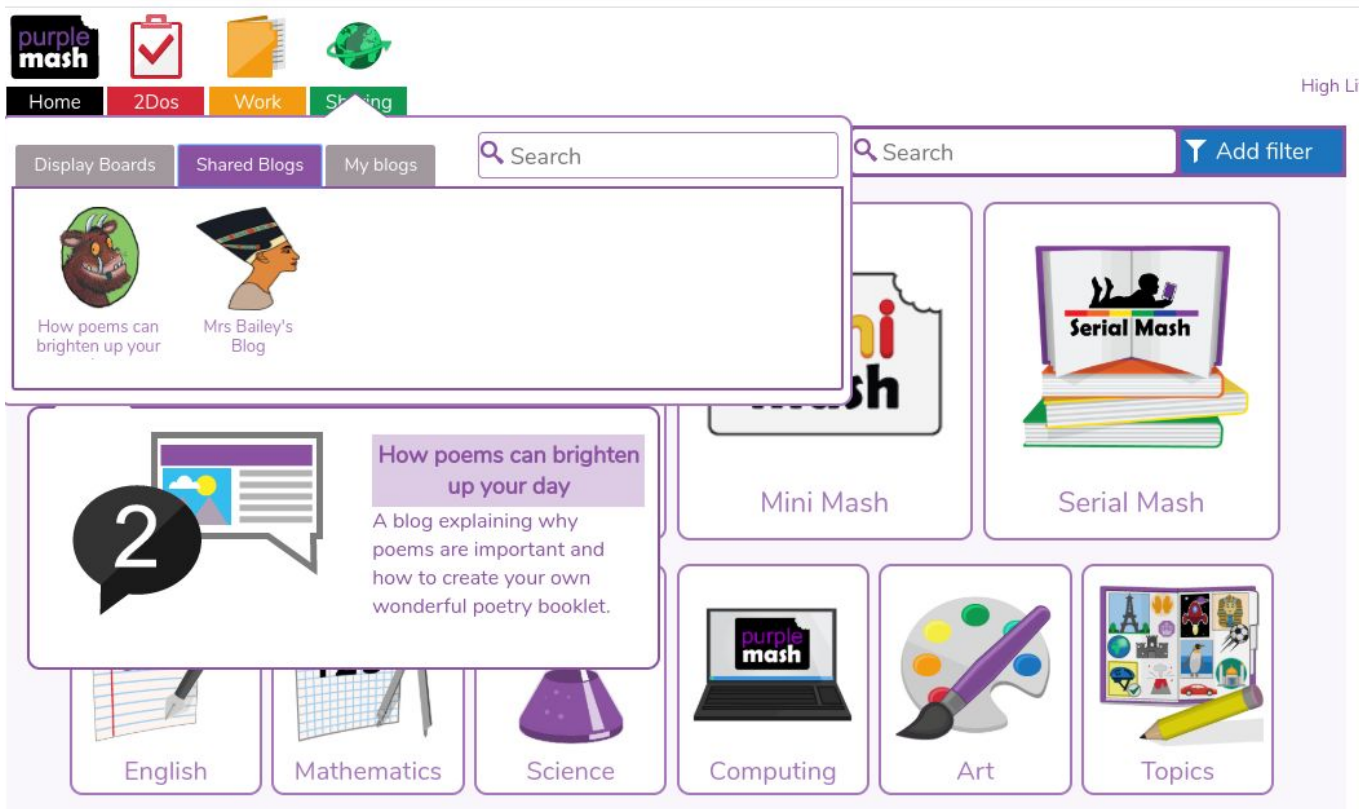
This first post gives a detailed description of a variety of different types of poems.

1. What is the title of my Blog Page?
2. What is the Blog Description?
3. What is the title of the first Blog Post?

How to access Mr Yarlett's Blog

In order to access my blog, you need to log onto Purple Mash, and click on the green 'Sharing' tab at the top of your screen, then click onto 'Shared Blogs', and click 'How Poems can Brighten Up Your Day'.

This should take you to the Blog Page, allowing you to see all of the Blog Posts. Click on the title 'Different Types of Poems', which will allow you to read my first post.



Identify the key features

Once you have read my first Blog Post, in the space below, I need you to list the key features of a Blog Post which you have spotted in my work - again, try not to peek at the example shown on the next page!

- Heading/title
-
-
-
-
-
-
-

•

Different Types of Poems



Ian Gunning


Today at 14:10

Introduction



Poetry can be used to make people laugh, to make people cry, or to inspire people. There are endless possibilities to what poetry can achieve. You have probably heard of famous poets, such as Dr. Seuss, Julia Donaldson, Roald Dahl, and the famous poet, Mr Yarlett; and with a little help, you can also produce incredible poems that will blow the socks off Mr Gunning's feet. In today's blog, we will be discussing the different types of poems and their key features.

Haiku



Hopefully, you should have noticed that my blog contains:

- Heading
- Date and time of post
- Introductory Paragraph
- Sub-headings
- Mix of text and images
- Comments box

Well done if you found all of them!

Date and time of post

Monday at 11

The Colosseum

Introduction


The Colosseum is one of the most famous landmarks in Rome. It is made from concrete and is a masterpiece of Roman architecture. It was built in the 1st century AD and was used for gladiatorial contests and public spectacles.

Visiting


If you are visiting Rome, the Colosseum is a must-see. It is located in the heart of the city and is easily accessible by public transport. The ticket price is 16 Euros and it includes access to the Roman Forum and Palatine Hill.

Placing nearby

The Roman Forum and Palatine Hill are located next to the Colosseum and are also worth visiting. They provide a great view of the city and are a great place to learn about Roman history.



Mix of text and images



Comments box

Leave a comment

Post

Fantastic work

If you have successfully completed all of those tasks, then you have done an amazing job. I hope you enjoyed my first Blog Post, I will try to complete more for you throughout the term.

If you have finished early or have some free time, try and comment on your favourite poets in the comments section below my blog and have a go at creating your own haiku, limerick or acrostic poem, making sure you follow their structure. I look forward to hearing all of them!



In next week's lesson, you will be planning the theme and content for your own blog, so begin thinking of some innovative topics.